



# Board of Health

May 19, 2021



[knoxschools.org](http://knoxschools.org)


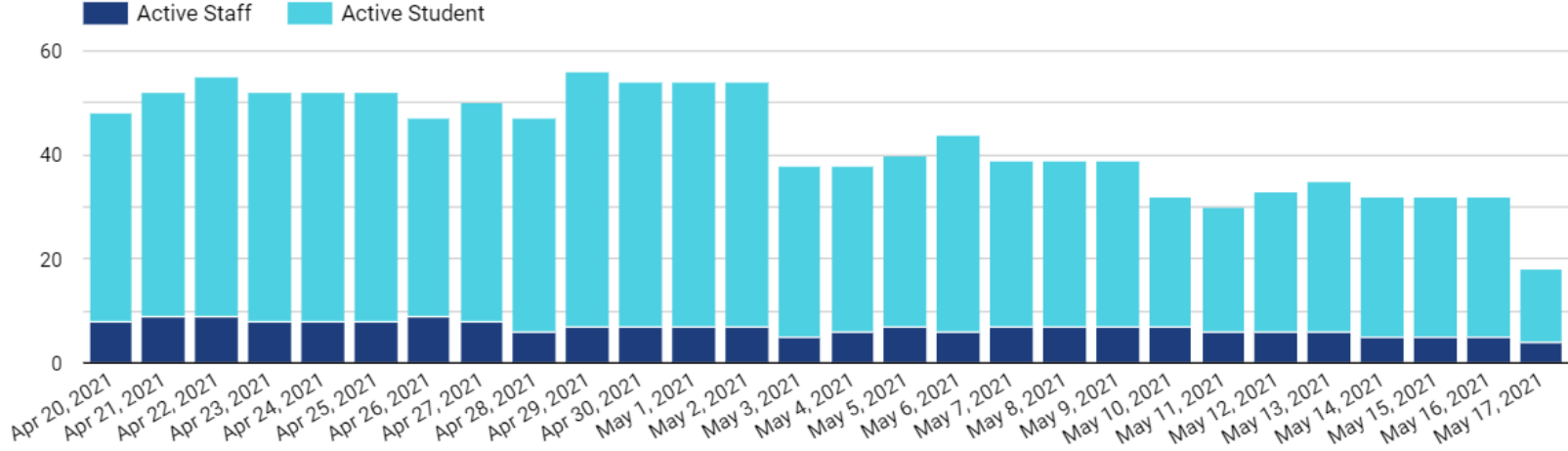
# KCS COVID Dashboard: May 17

Active Cases - Student  
**14**

Active Cases - Staff  
**4**


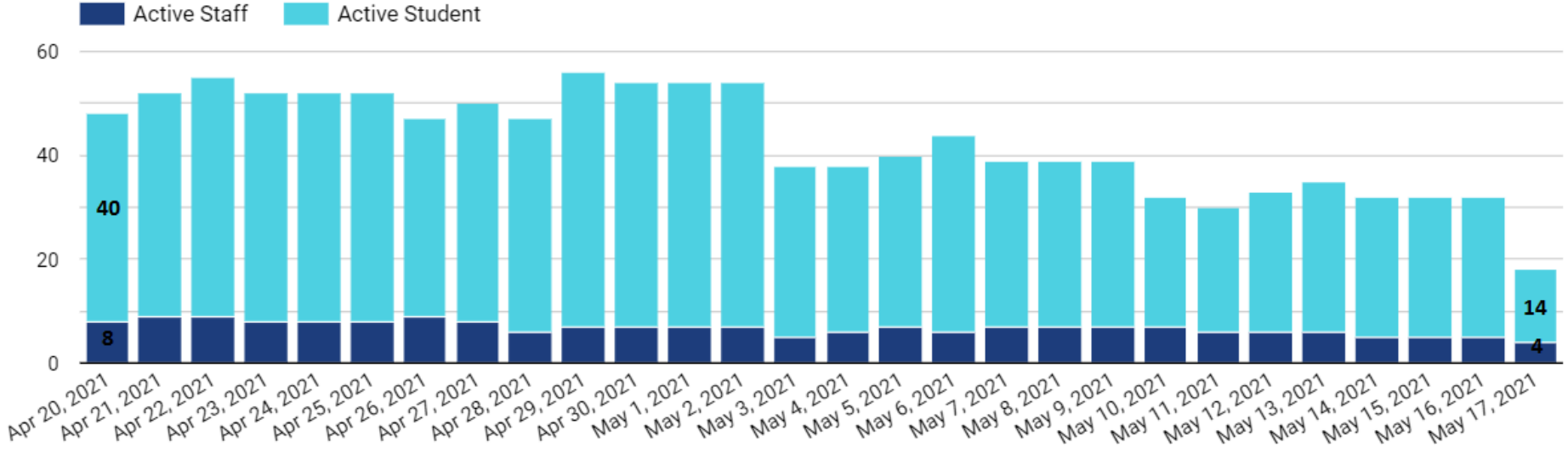
Total Active Cases  
**18**

Apr 20, 2021 - May 17, 2021



# KCS Active Cases: April 20-May 17

Apr 20, 2021 - May 17, 2021




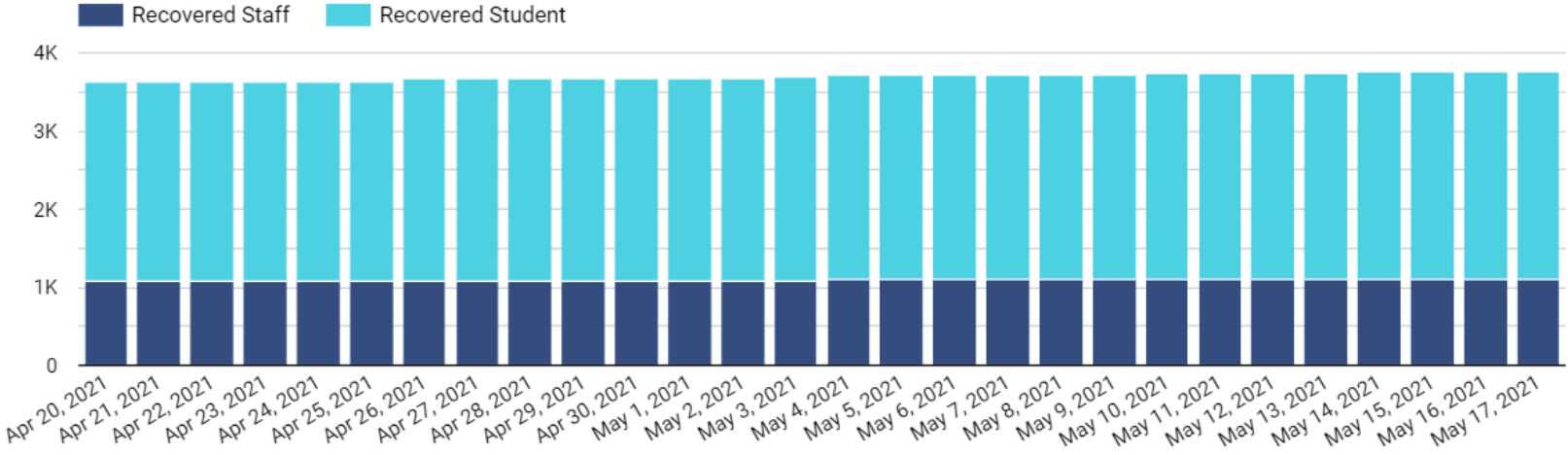
# KCS COVID Dashboard: May 17

Recovered Student  
**2,667**

Recovered Staff  
**1,099**


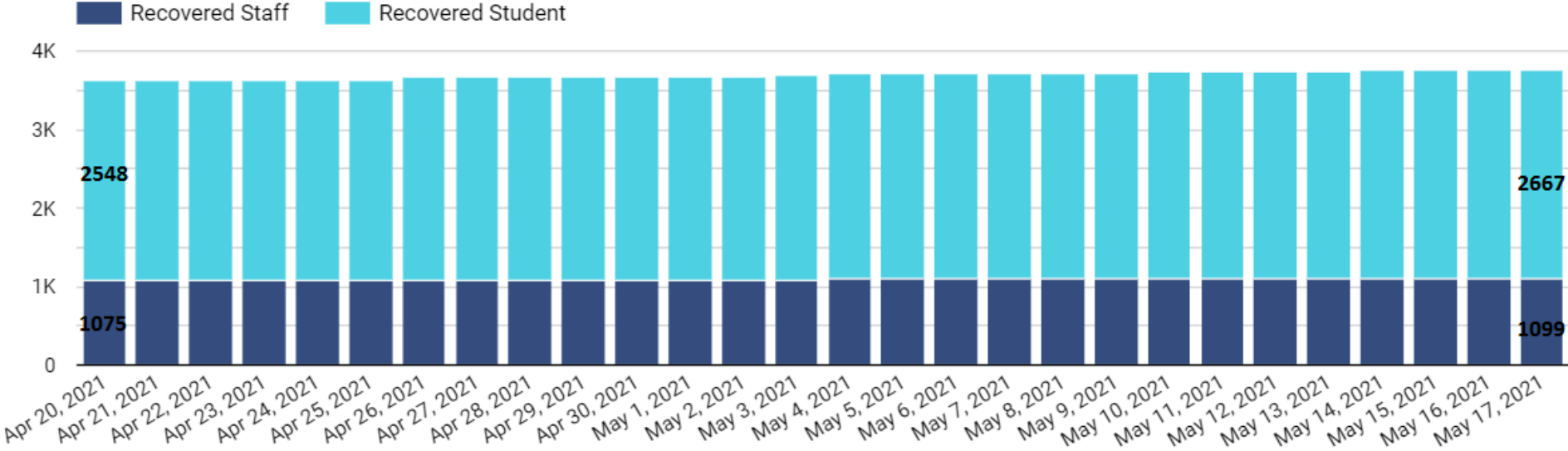
Recovered Total  
**3,766**

Apr 20, 2021 - May 17, 2021



# KCS Recovered Cases: April 20-May 17

Apr 20, 2021 - May 17, 2021




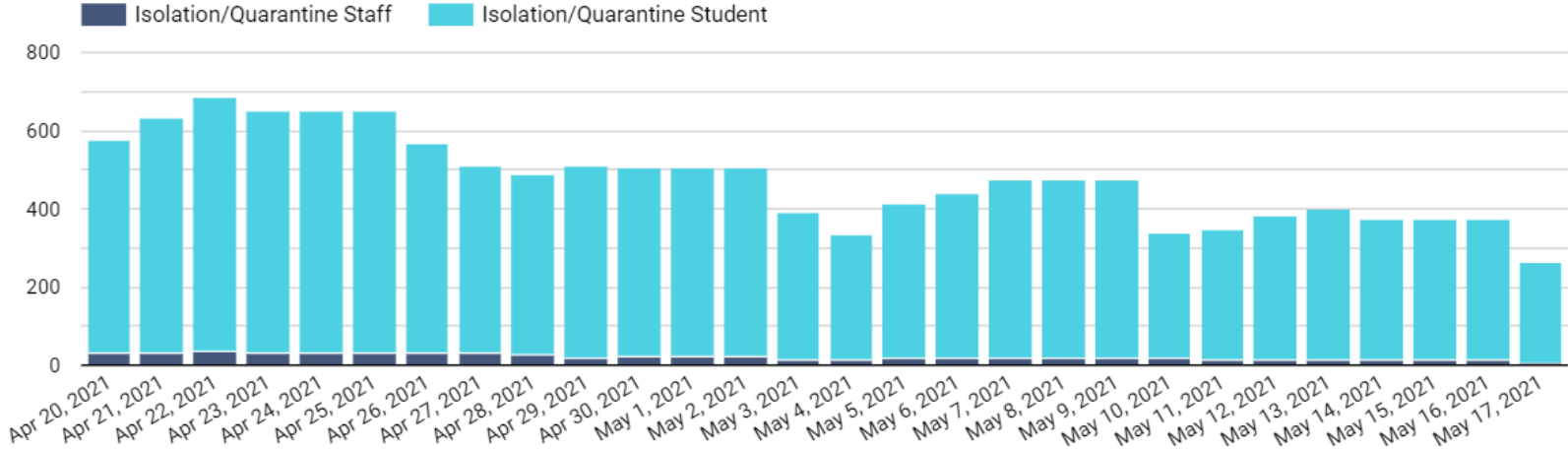
# KCS COVID Dashboard: May 17

Students in Isolation/Quarantine  
**259**

Staff in Isolation/Quarantine  
**5**

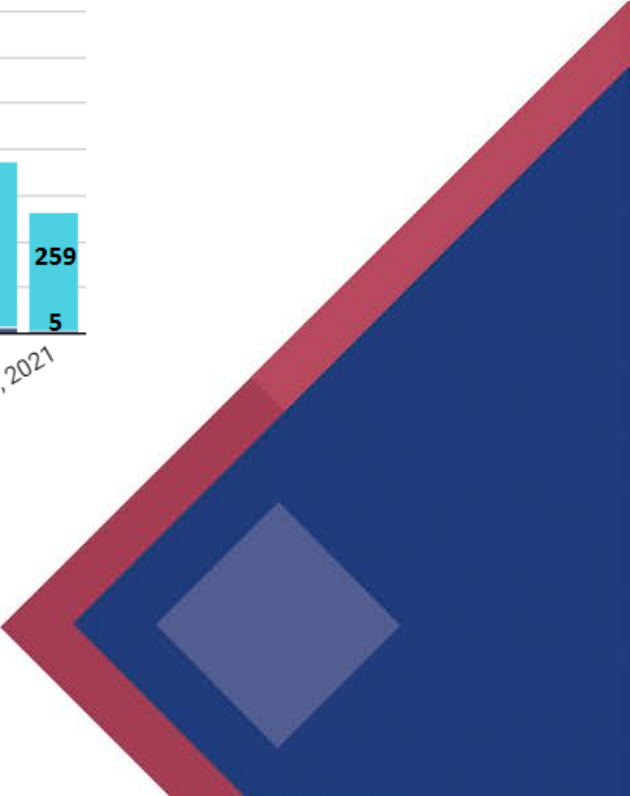
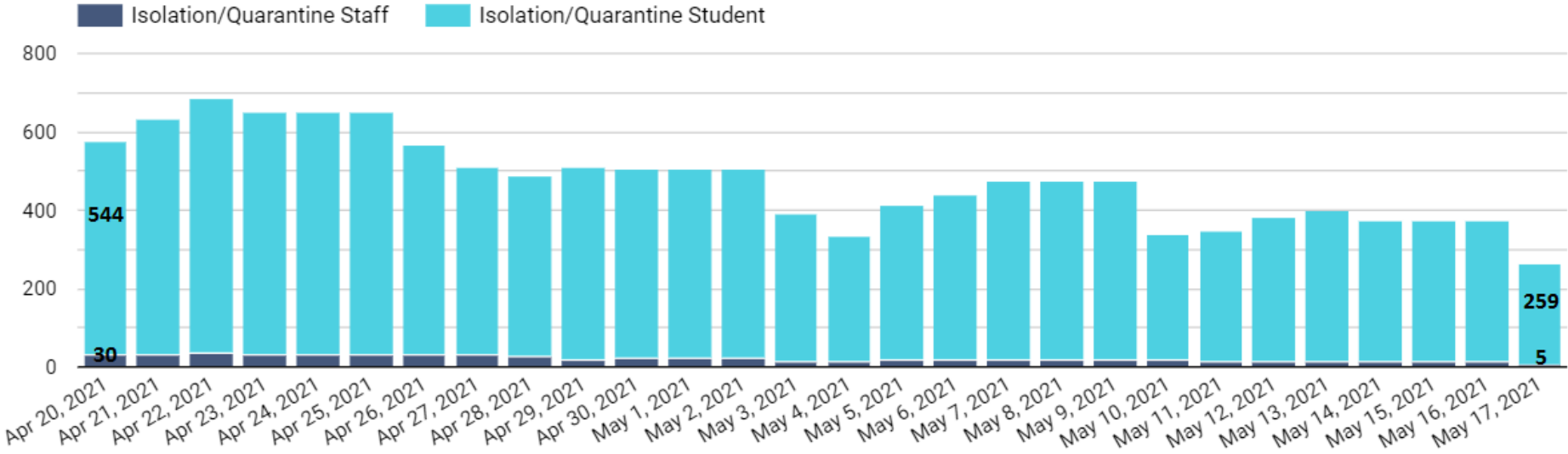
Total in Isolation/Quarantine  
**264**

Apr 20, 2021 - May 17, 2021





# KCS Isolation/Quarantine: April 20-May 17

Apr 20, 2021 - May 17, 2021



# KCS Daily COVID Metrics: May 17


KCS COVID Metrics - Updated Daily at 4 p.m.





# KCS Daily COVID Metrics

Metric (daily)	Green	Yellow	Red
Student attendance rate	Attendance rate of 93% or greater	Attendance rate between 90% and less than 93%	Attendance rate of less than 90% <i>(based on historical data when closing for illness)</i>
Teacher/school-based staff attendance rate	Attendance rate of 93% or greater	Attendance rate between 90% and less than 93%	Attendance rate of less than 90% <i>(based on historical data when closing for illness)</i>
Student Transportation	Less than 5% service interruption	Between 5% and 10% service interruption	Continual service interruption of greater than 10%
Support Staff absence rate (cafeteria workers)	Combined absence and vacancy rate of less than 15%	Combined absence and vacancy rate between 15% and 20%	Combined absence and vacancy rate greater than 20%
Support Staff absence rate (custodians)	Combined absence and vacancy rate of less than 15%	Combined absence and vacancy rate between 15% and 20%	Combined absence and vacancy rate greater than 20%
Substitute fill rate	Fill rate greater than 75%	Fill rate between 70% and 75%	Fill rate less than 70% <i>(based on historical data when closing for illness)</i>



# Schools Providing Online Learning Only

- **No schools have moved to online learning since prior to Spring Break**
- **Board of Education voted to sunset the mask policy on May 26; masks will be recommended but not required**

