



Board of Health

Feb. 22, 2021

KCS COVID Dashboard: Feb. 22

Active Cases - Student

67

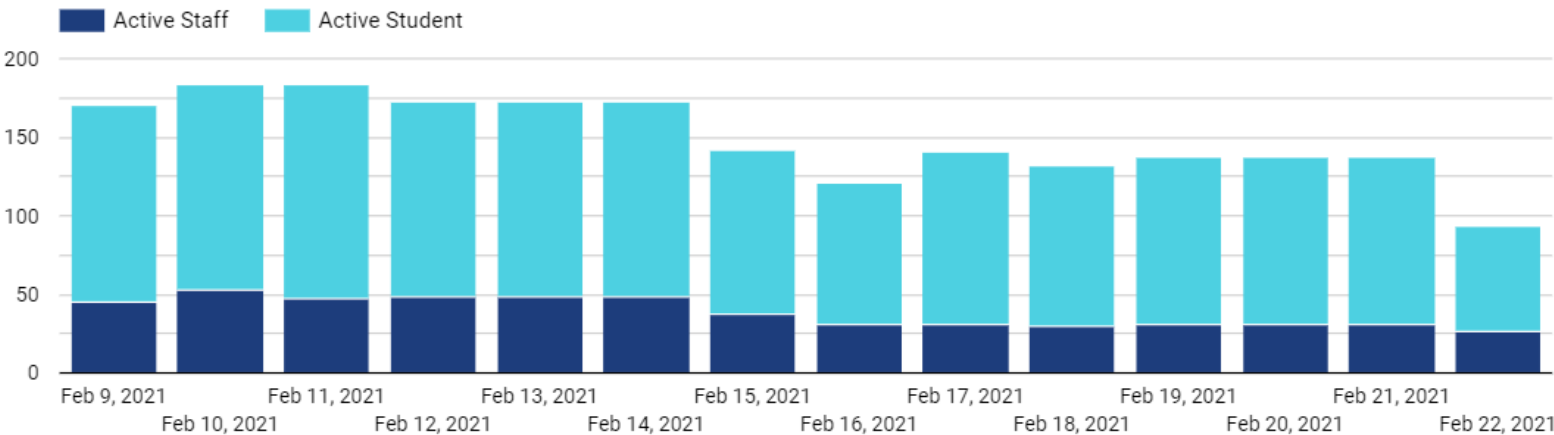
Active Cases - Staff

26

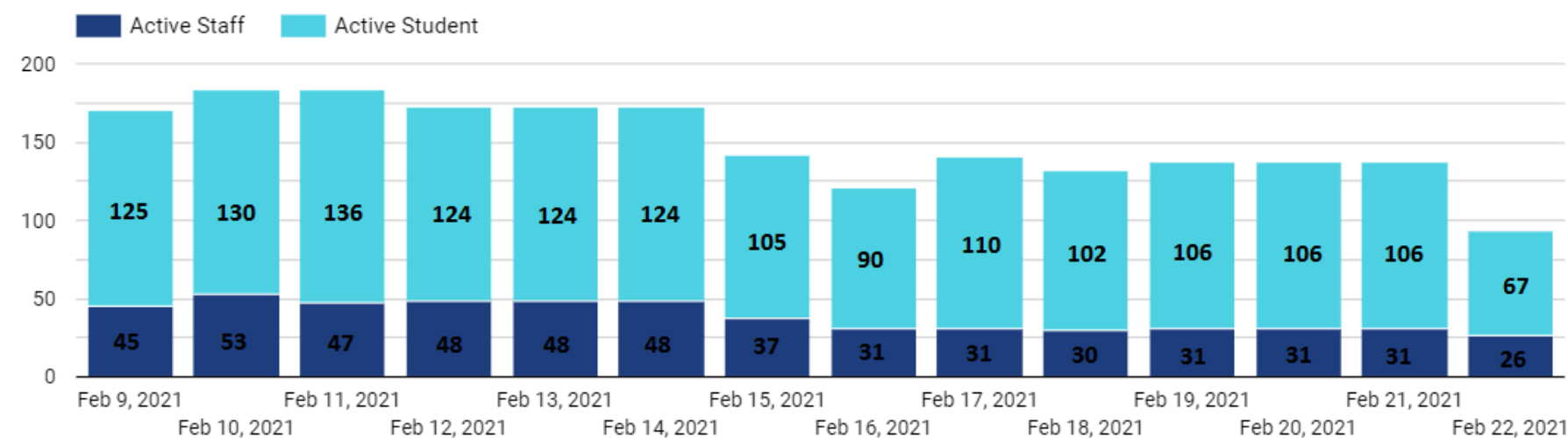
Total Active Cases

93

Feb 9, 2021 - Feb 22, 2021



KCS Active Cases: Feb. 9-22




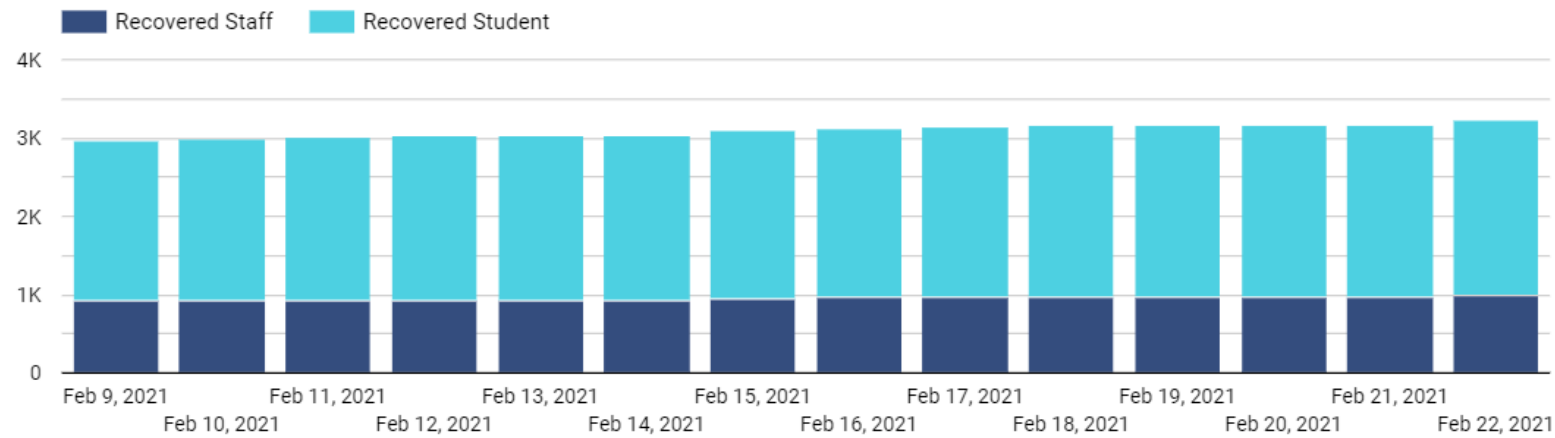
KCS COVID Dashboard: Feb. 22

Recovered Student
2,251

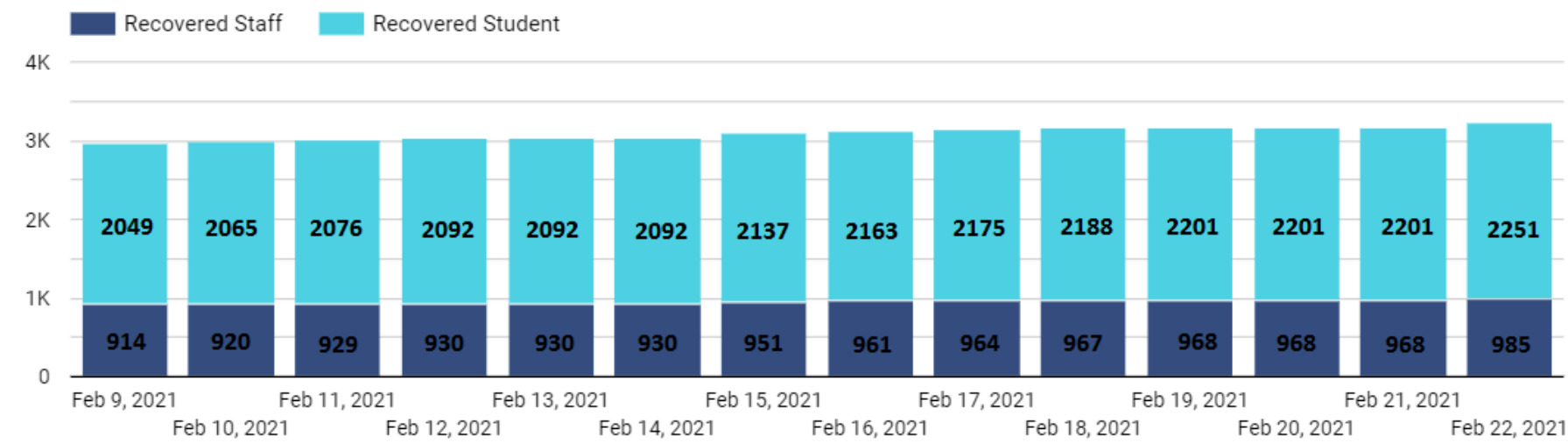
Recovered Staff
985

Recovered Total
3,236

Feb 9, 2021 - Feb 22, 2021



KCS Recovered Cases: Feb. 9-22



KCS COVID Dashboard: Feb. 22

Students in Isolation/Quarantine

844

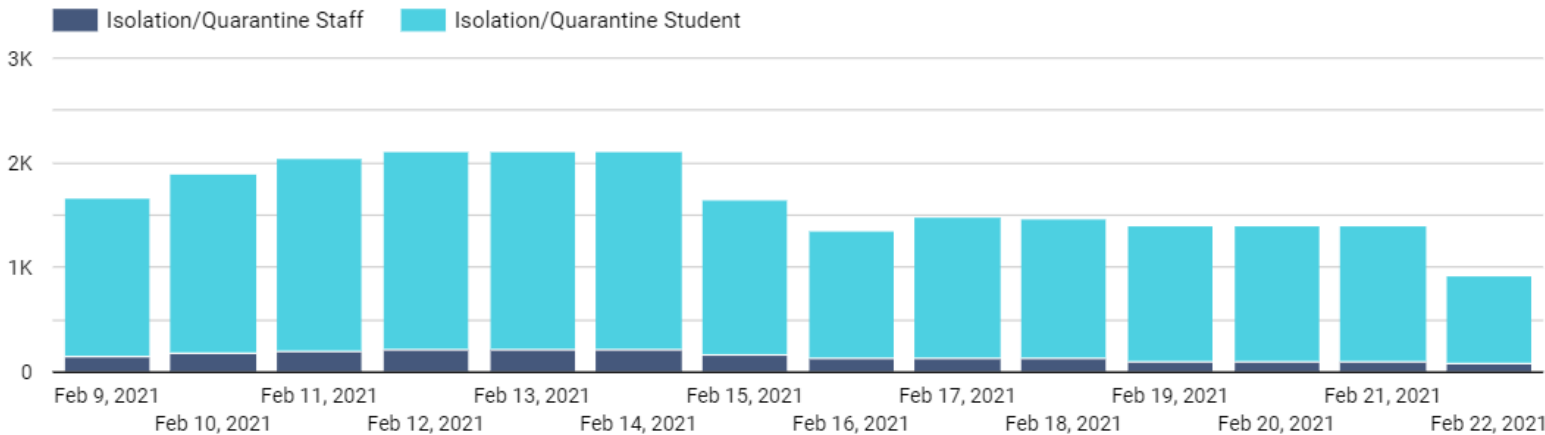
Staff in Isolation/Quarantine

77

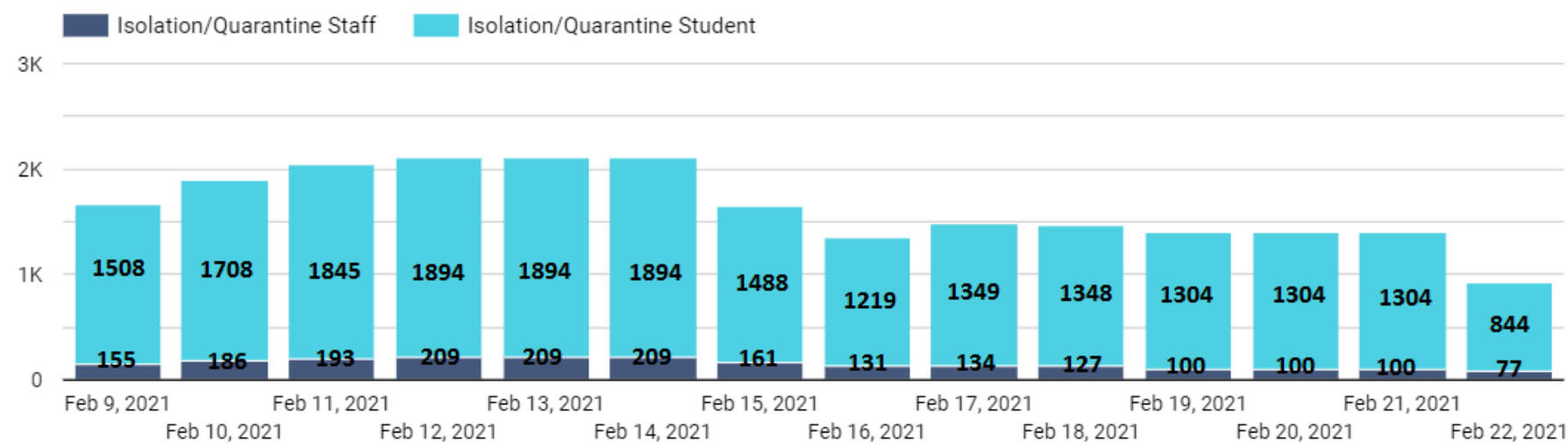
Total in Isolation/Quarantine

921

Feb 9, 2021 - Feb 22, 2021



KCS Isolation/Quarantine: Feb. 9-22



KCS Daily COVID Metrics: Feb. 22

KCS COVID Metrics - Updated Daily at 4 p.m.

Student Attendance


Teacher/School Staff Attendance

Bus Service Interruption

Cafeteria Support Staff Attendance


Custodial Support Staff Attendance

Substitute Availability



KCS Daily COVID Metrics

Metric (daily)	Green	Yellow	Red
Student attendance rate	Attendance rate of 93% or greater	Attendance rate between 90% and less than 93%	Attendance rate of less than 90% <i>(based on historical data when closing for illness)</i>
Teacher/school-based staff attendance rate	Attendance rate of 93% or greater	Attendance rate between 90% and less than 93%	Attendance rate of less than 90% <i>(based on historical data when closing for illness)</i>
Student Transportation	Less than 5% service interruption	Between 5% and 10% service interruption	Continual service interruption of greater than 10%
Support Staff absence rate (cafeteria workers)	Combined absence and vacancy rate of less than 15%	Combined absence and vacancy rate between 15% and 20%	Combined absence and vacancy rate greater than 20%
Support Staff absence rate (custodians)	Combined absence and vacancy rate of less than 15%	Combined absence and vacancy rate between 15% and 20%	Combined absence and vacancy rate greater than 20%
Substitute fill rate	Fill rate greater than 75%	Fill rate between 70% and 75%	Fill rate less than 70% <i>(based on historical data when closing for illness)</i>



On Monday, Feb. 22, 2021

- Total active cases fell below 100, marking the first time that has happened since November.
- Currently, no schools in the online learning attendance mode for COVID-19

