

COVID-19 Data Update

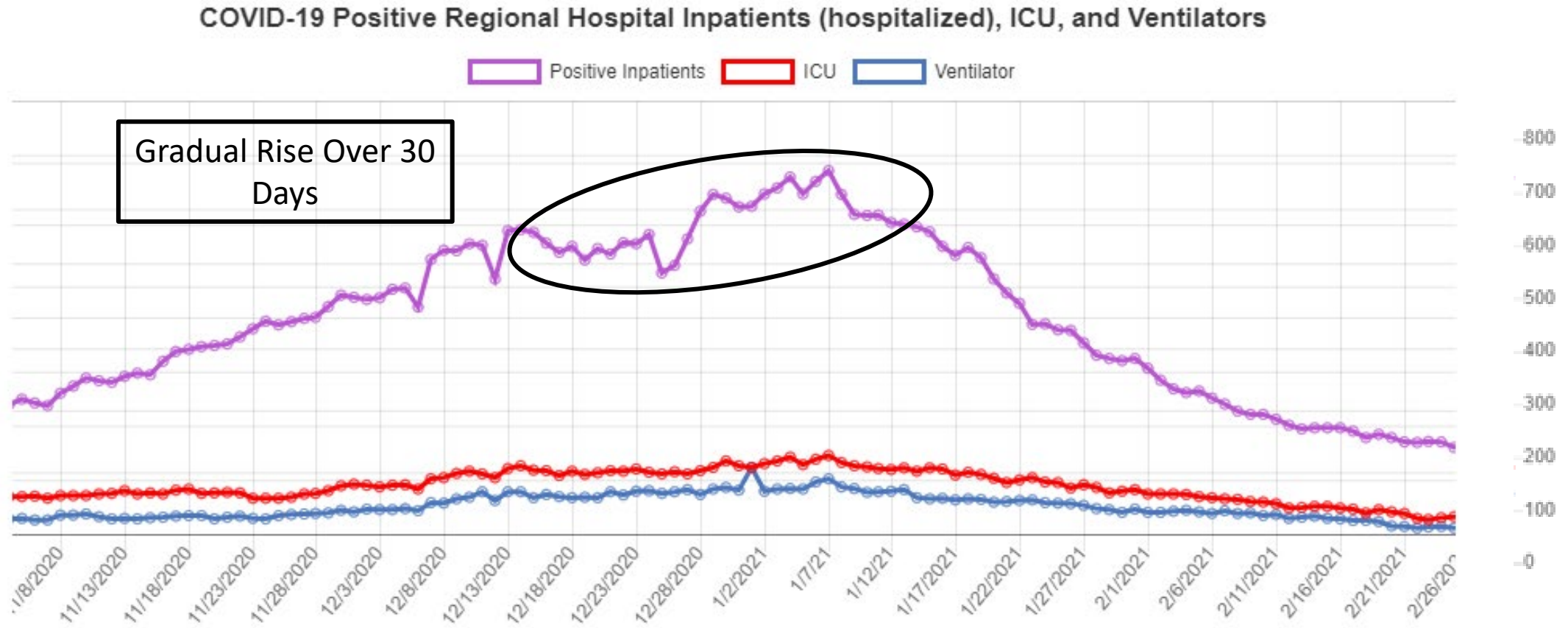
September 22, 2021

Knox County Advisory Board of Health

Shift in Focus

- Things you have heard many times
 - COVID-19 Hospitalizations are rising
 - Unvaccinated are much more likely to require hospitalization
- From a hospital perspective, the following has changed...
 - More patients are in the ICU (intensive care unit)
 - Sicker patients are in regular hospital rooms (not the ICU) – many of these require transfer to the ICU
- Focus needs to become about hospital resources
 - Staffed beds
 - Equipment

East TN Region COVID Hospitalizations (Winter Surge) November 2020 – February 2021



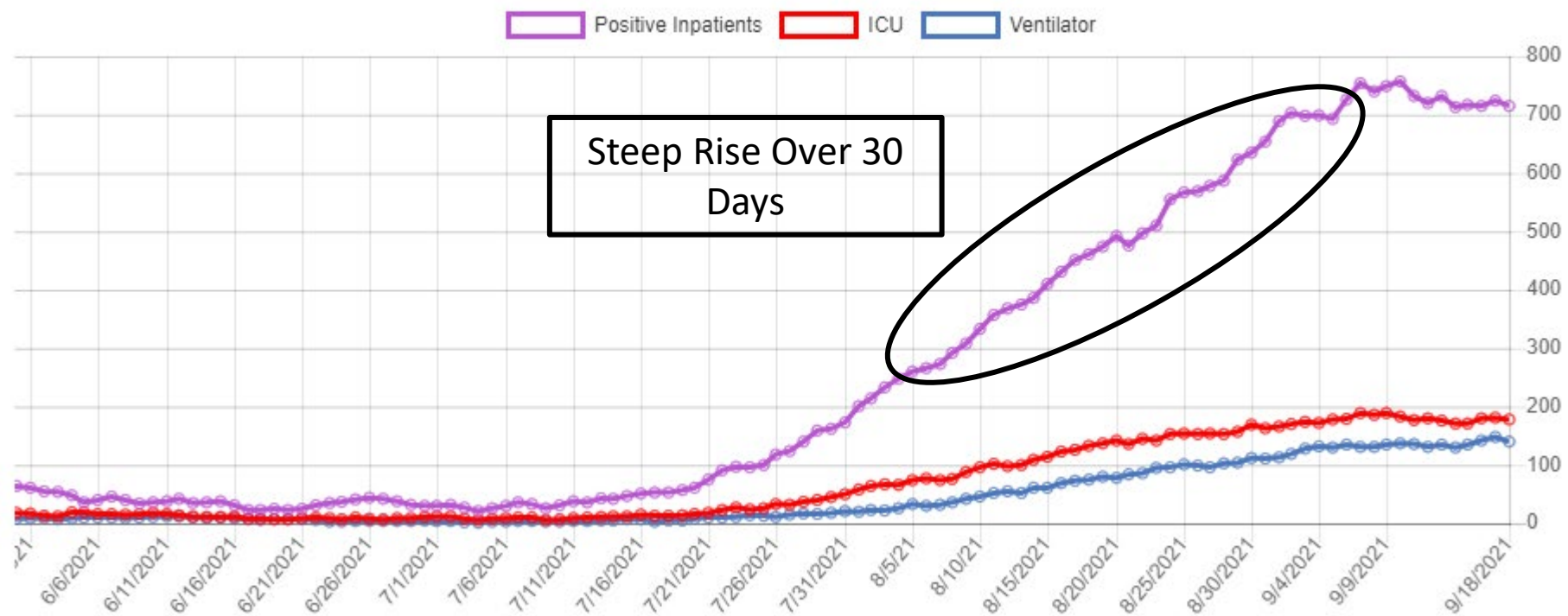
Data/Graphic from Knox County Health Department Website

[Knox County COVID-19 Case Count - COVID-19 - Health Department - Knox County Tennessee Government \(knoxcountyttn.gov\)](https://www.knoxcountyttn.gov/COVID-19-Case-Count)

East TN "Region" Defined Counties
Anderson-Claiborne-Union-Grainger-Hamblen-Jefferson-Cocke-Sevier-Knox-Blount-Monroe-Loudon-Roane-Morgan-Scott-Campbell

East TN Region COVID Hospitalizations (Current Surge) June 2021 – Present

COVID-19 Positive Regional Hospital Inpatients (hospitalized), ICU, and Ventilators



Data/Graphic from Knox County Health Department Website

[Knox County COVID-19 Case Count - COVID-19 - Health Department - Knox County Tennessee Government \(knoxcountyttn.gov\)](https://www.knoxcountytn.gov/health-department/covid-19-case-count)

Winter Surge versus Current Surge East TN Region

Category	Winter Peak	September 10	September 17
COVID patients in hospital	671	757	724
COVID patients in the ICU	145	183	181
COVID patients on a ventilator	102	137	148

Data/Graphic from Knox County Health Department Website

[Knox County COVID-19 Case Count - COVID-19 - Health Department - Knox County Tennessee Government \(knoxcountytn.gov\)](https://www.knoxcountytn.gov/health-department/covid-19-case-count)

What are the downstream effects of more, sicker ICU patients?

- Not all ventilators are “capable” of doing the same things.
- Critically ill patients are more likely to develop kidney failure and then need dialysis. Dialysis machines do not get the same level of attention as ventilators.
- If this many patients are on breathing machines in the ICU, that means sicker patients are outside the ICU than normal. There is a domino effect here.
- Due to level of expertise needed, trying to staff additional ICU beds is much more difficult than staffing additional acute care beds.

UTMC Last 60 Days

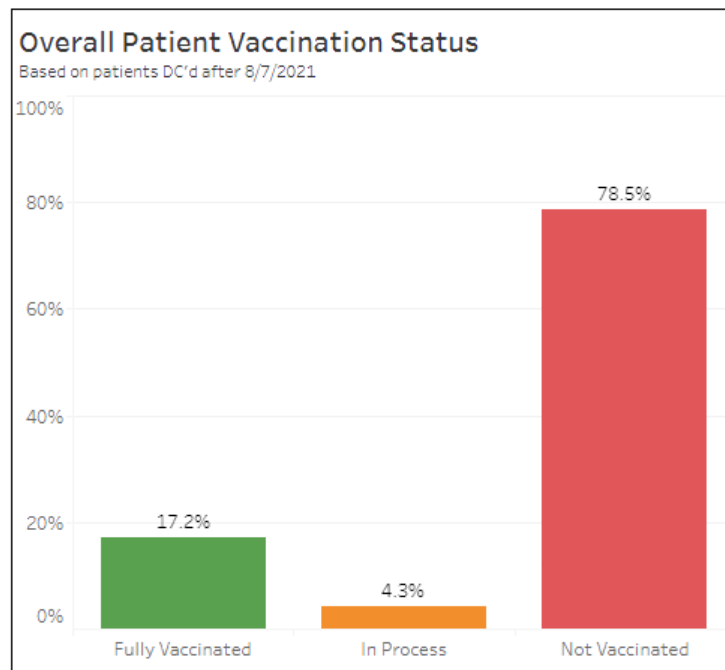
60 Day Trends

Census Change	COVID-19 Admissions	Deaths
118	862	71

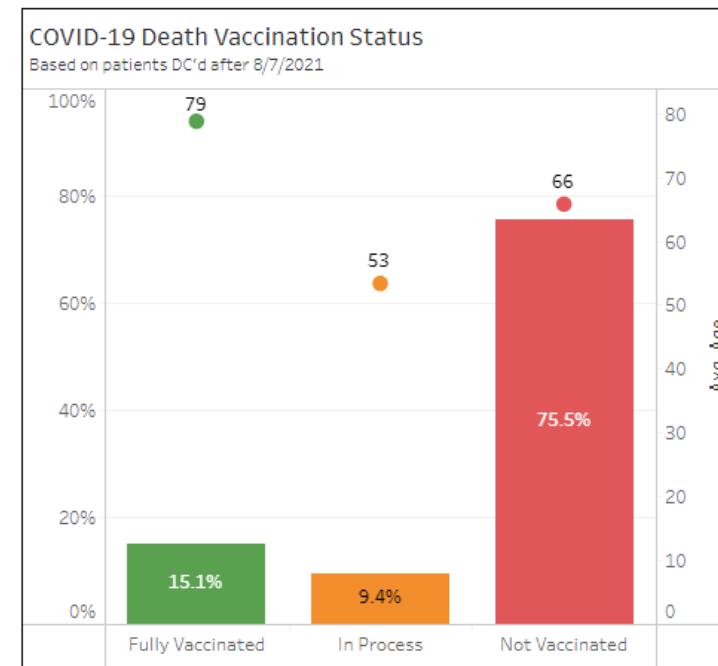
Patient Data from The University of Tennessee Medical Center

Vaccination Status and Hospitalized Patients

- At UTMC, we document: Not Vaccinated, In-Process, and Fully Vaccinated.
- According to the CDC, you are “Fully Vaccinated” when:
 - 2 weeks after their second dose in a 2-dose series, such as the Pfizer or Moderna vaccines, or
 - 2 weeks after a single-dose vaccine, such as Johnson & Johnson’s Janssen vaccine



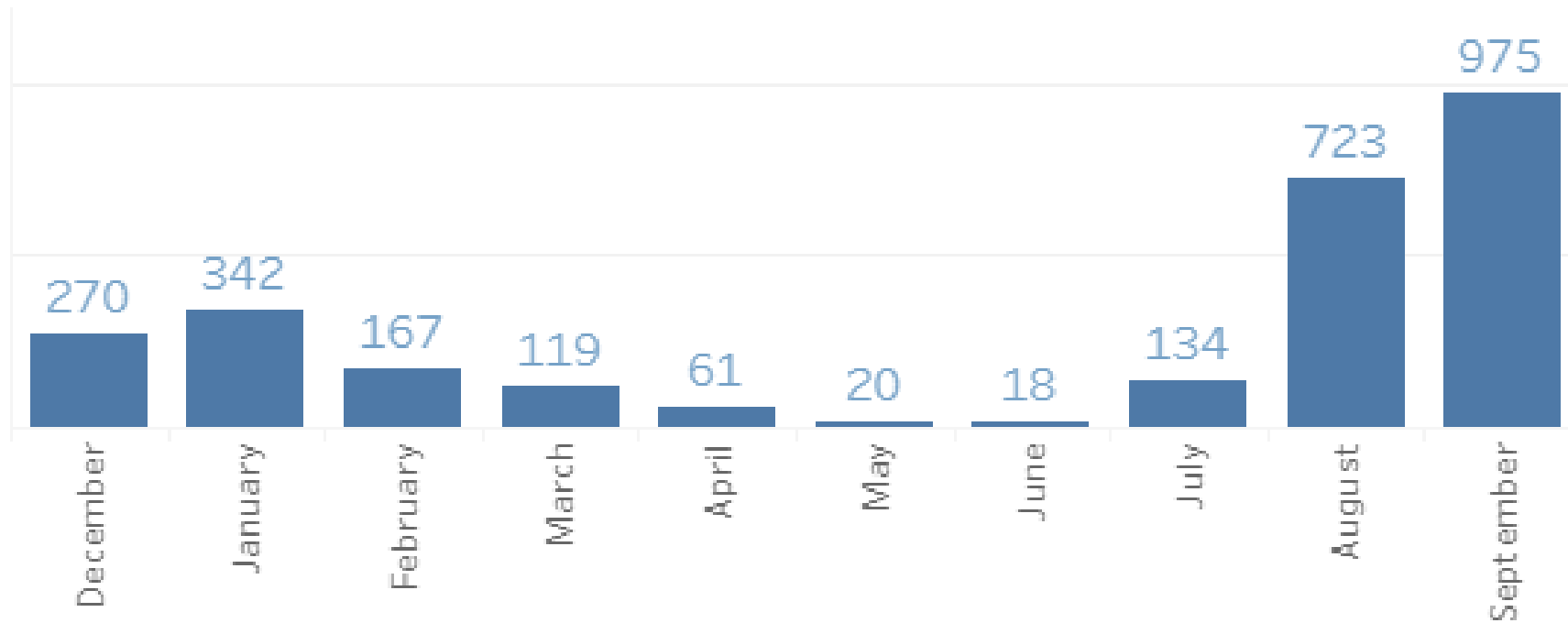
Data displayed as collected



Patient Data from The University of Tennessee Medical Center

UTMC Outpatient Monoclonal Antibody

Monthly Volume



Patient Data from The University of Tennessee Medical Center